



RepRisk Benchmarking Report

Company name

Today's date

What is the Benchmarking Report?

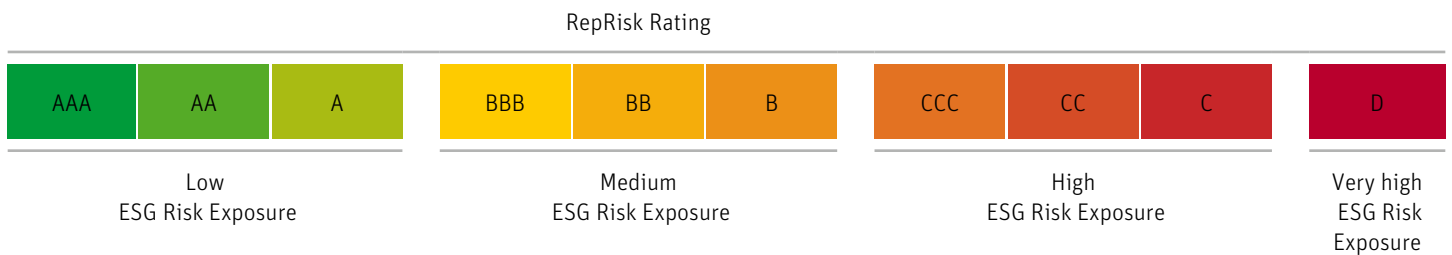
The RepRisk Benchmarking Report

The RepRisk Benchmarking Report assesses your company's exposure to environmental, social, and governance (ESG) risks, and benchmarks it with a customizable peer list. The Report is a data-driven strategy and decision-making tool designed for board members and executives, investor relations and corporate affairs professionals, as well as CSR and sustainability teams.

The RepRisk Rating

The cornerstone of the Benchmarking Report is the RepRisk Rating – a proprietary risk metric, ranging from AAA to D, that captures and quantifies a company's risk exposure related to ESG issues. It combines a company's own ESG risk exposure with the ESG risk exposure of the countries and sectors in which the company has been exposed to risks.

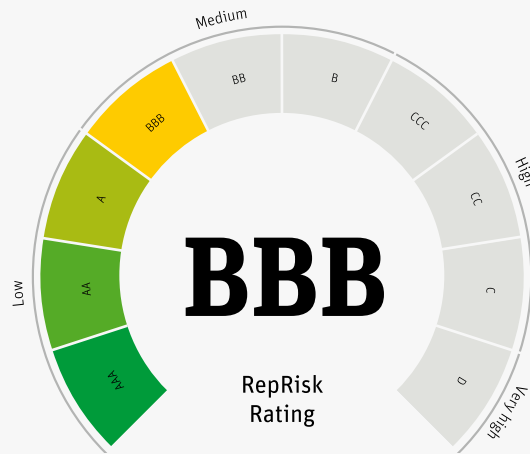
The RepRisk Rating facilitates corporate benchmarking and ESG integration, and provides decision support in risk management, compliance, investment management, and procurement. Based on RepRisk's strict, rules-based methodology, the Rating is updated daily for all companies in the RepRisk ESG Risk Platform.



ESG Risk Exposure

Company: Company name

The current RepRisk Rating of Company name is BBB, denoting a medium risk exposure. The timeframe of this report is the last two years (from "Month/Year" to "Month/Year").

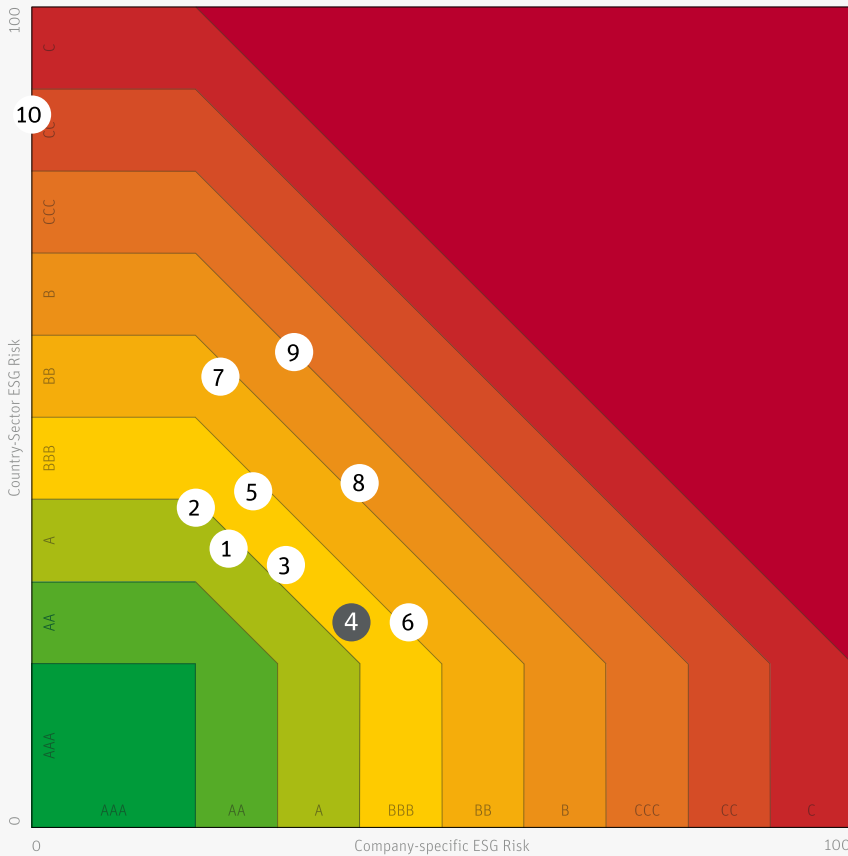


Top ESG Issues	Top ESG Topic Tags	Top countries with ESG risk exposure
1. ESG Issue	1. ESG Topic Tag	1. Country
2. ESG Issue	2. ESG Topic Tag	2. Country
3. ESG Issue	3. ESG Topic Tag	3. Country
4. ESG Issue	4. ESG Topic Tag	4. Country
5. ESG Issue	5. ESG Topic Tag	5. Country

The next pages provide further details on the RepRisk Rating, the top ESG Issues and top ESG Topic Tags of Company name and its peers, as well as about the countries where Company name has been exposed to ESG risks.

Peer benchmarking ESG Risk Exposure

Company: Company name



The overall ESG risk exposure of a company is measured by the RepRisk Rating. The RepRisk Rating is made up of two factors:

The **Company-specific ESG Risk** captures the exposure due to risk incidents reported specifically about the company (X-axis). This risk is measured by the company's RepRisk Index (RRI), RepRisk's proprietary measure of ESG risk exposure.

The **Country-Sector ESG Risk** measures the company's international risk exposure taking into consideration its sector and the location of the company's headquarters, as well as the countries where the company has been exposed to ESG risk incidents (Y-axis).

Both of these risk metrics range from zero to 100. The higher the value, the higher the risk exposure.

Company and Ranking	RepRisk Rating	Company-specific ESG Risk	Country-Sector ESG Risk
1 Company name	A	24	34
2 Company name	A	20	39
3 Company name	BBB	31	32
4 Company name	BBB	39	25
5 Company name	BBB	27	41
6 Company name	BB	46	25
7 Company name	BB	23	55
8 Company name	B	40	42
9 Company name	CCC	32	58

ESG Issues

Company: Company name

The heat map below highlights the ESG Issues that have been mostly associated with Company name in the last two years. The Issues are highlighted in relation to both the number and severity of the risk incidents.

The 28 ESG Issues in the heat map comprise the core of RepRisk’s research scope. These Issues were selected and defined in accordance with the key international standards related to ESG, such as the World Bank Group Environmental, Health, and Safety Guidelines, the IFC Performance Standards, the OECD Guidelines for Multinational Enterprises, and the ILO Conventions. In particular, the scope covers the Ten Principles of the UN Global Compact (UNGC).

Environmental Environmental Footprint	Social Community Relations	Employee Relations	Governance Corporate Governance
Climate change, GHG emissions, and global pollution	Human rights abuses and corporate complicity	Forced labor	Corruption, bribery, extortion and money laundering
Local pollution	Impacts on communities	Child labor	Executive compensation issues
Impacts on landscapes, ecosystems and biodiversity	Local participation issues	Freedom of association and collective bargaining	Misleading communication (including greenwashing)
Overuse and wasting of resources	Social discrimination	Discrimination in employment	Fraud
Waste issues		Occupational health and safety issues	Tax evasion
Animal mistreatment		Poor employment conditions	Tax optimization
			Anti-competitive practices
Cross-cutting Issues: always in combination with one of the ESG Issues above			
Controversial products and services			
Products (health and environmental issues)			
Violation of international standards			
Violation of national legislation			
Supply chain issues			

● Low risk ● Medium risk ● High risk ● Very high risk

ESG Topic Tags

Company: Company name

The heat map below highlights the ESG Topic Tags that have been mostly associated with Company name in the last two years. The Topic Tags are highlighted in relation to both the number and severity of the risk incidents.

The 74 ESG Topic Tags in the heat map are part of RepRisk’s research scope. Topic Tags are specific and thematic ESG “hot topics” that are an extension of RepRisk’s core research scope of 28 ESG Issues. Topic Tags are a dynamic concept, with the list expanding over time in response to emerging trends.

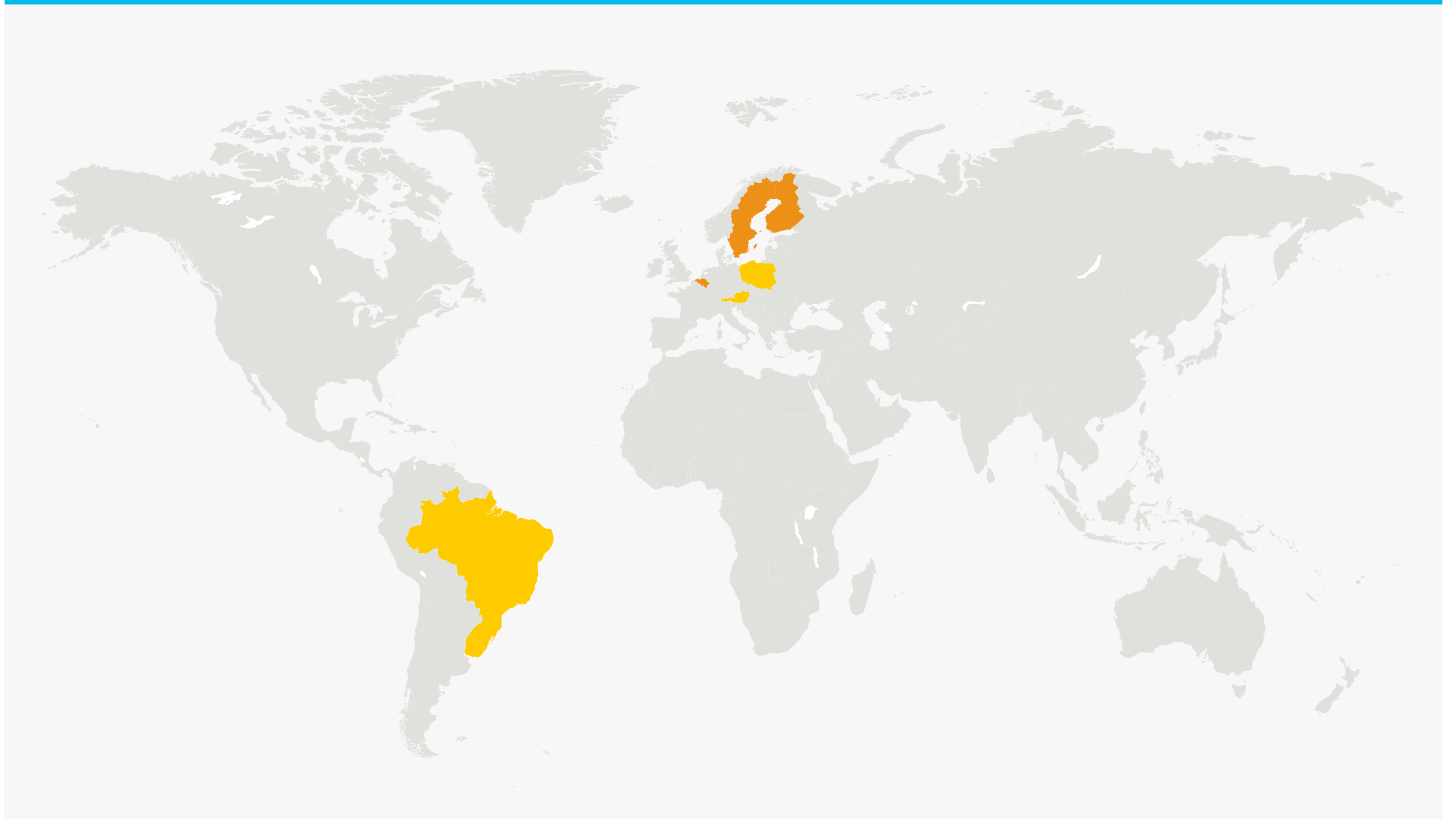
Abusive/Illegal fishing	Access to products and services	Agricultural commodity speculation	Airborne pollutants
Alcohol	Animal transportation	Arctic drilling	Asbestos
Automatic and semi-automatic weapons	Biological weapons	Chemical weapons	Cluster munitions
Coal-fired power plants	Conflict minerals	Coral reefs	Cyberattack
Deep sea drilling	Depleted uranium munitions	Diamonds	Drones
Economic impact	Endangered species	Energy management	Epidemics/Pandemics
Forest burning	Fracking	Fur and exotic animal skins	Gambling
Gender inequality	Genetically modified organisms (GMOs)	Genocide/Ethnic cleansing	Greenhouse gas (GHG) emissions
Health impact	High conservation value forests	Human trafficking	Hydropower (dams)
Illegal logging	Indigenous people	Involuntary resettlement	Land ecosystems
Land grabbing	Land mines	Lobbying	Marijuana/Cannabis
Marine/Coastal ecosystems	Migrant labor	Money laundering	Monocultures
Mountaintop removal mining	Negligence	Nuclear power	Nuclear weapons
Offshore drilling	Oil sands	Opioids	Palm oil
Plastics	Pornography	Predatory lending	Privacy violations
Protected areas	Racism/Racial inequality	Rare earths	Salaries and benefits
Sand mining and dredging	Sea-bed mining	Security services	Ship breaking and scrapping
Soy	Tax havens	Tobacco	Wastewater management
Water management	Water scarcity		

● Low risk ● Medium risk ● High risk ● Very high risk

Country ESG Risk Exposure

Company: Company name

In the last two years, ESG risk incidents for Company name have been detected in 7 countries. The map below highlights these countries in relation to both the number and severity of the risk incidents.



Country & Territory ranking

1. Country	●	6. Country	●
2. Country	●	7. Country	●
3. Country	●		
4. Country	●		
5. Country	●		

● Low risk ● Medium risk ● High risk ● Very high risk

Peer benchmarking ESG Issues

Company: Company name

The two tables in this section compare Company name and its peers according to their key ESG Issues in the last two years.

The table below displays the top five ESG Issues of Company name in the last two years and benchmarks the peers on these Issues. The Issues are highlighted in relation to both the number and severity of the risk incidents.

Benchmarking on *Company name's* top ESG Issues

Company and Ranking	Impacts on communities	Violation of national legislation	Impacts on landscapes, ecosystems and biodiversity	Local pollution	Climate change, GHG emissions, and global pollution
1. Company name	●	●	●	●	●
2. Company name	●	●	●	●	●
3. Company name	●	●	●	●	●
4. Company name	●	●	●	●	●
5. Company name	●	●	●	●	●
6. Company name	●	●	●	●	●
7. Company name	●	●	●	●	●
8. Company name	●	●	●	●	●
9. Company name	●	●	●	●	●
10. Company name	●	●	●	●	●

● Low risk ● Medium risk ● High risk ● Very high risk

Peer benchmarking ESG Issues

Company: Company name

The table below displays the top five ESG Issues that have been the most prevalent among the group of selected peers in the last two years and benchmarks Company name and the peers on these Issues. The Issues are highlighted in relation to both the number and severity of the risk incidents.

Benchmarking on the *peers'* top ESG Issues

Company and Ranking	Impacts on landscapes, ecosystems and biodiversity	Impacts on communities	Local pollution	Impacts on communities	Impacts on landscapes, ecosystems and biodiversity
1. Company name	●	●	●	●	●
2. Company name	●	●	●	●	●
3. Company name	●	●	●	●	●
4. Company name	●	●	●	●	●
5. Company name	●	●	●	●	●
6. Company name	●	●	●	●	●
7. Company name	●	●	●	●	●
8. Company name	●	●	●	●	●
9. Company name	●	●	●	●	●
10. Company name	●	●	●	●	●

● Low risk ● Medium risk ● High risk ● Very high risk

Peer benchmarking ESG Topic Tags

Company: Company name

The two tables in this section compare Company name and its peers according to their key ESG Topic Tags in the last two years.

The table below displays the top five ESG Topic Tags of Company name in the last two years and benchmarks the peers on these Topic Tags. The Topic Tags are highlighted in relation to both the number and severity of the risk incidents.

Benchmarking on *Company name's* top ESG Topic Tags

Company and Ranking	Negligence	Health impact	Land ecosystems	Greenhouse gas (GHG) emissions	Indigenous people
1. Company name	●	●	●	●	●
2. Company name	●	●	●	●	●
3. Company name	●	●	●	●	●
4. Company name	●	●	●	●	●
5. Company name	●	●	●	●	●
6. Company name	●	●	●	●	●
7. Company name	●	●	●	●	●
8. Company name	●	●	●	●	●
9. Company name	●	●	●	●	●
10. Company name	●	●	●	●	●

● Low risk ● Medium risk ● High risk ● Very high risk

Peer benchmarking ESG Topic Tags

Company: Company name

The table below displays the top five ESG Topic Tags that have been the most prevalent among the group of selected peers in the last two years and benchmarks Company name and the peers on these Topic Tags. The Topic Tags are highlighted in relation to both the number and severity of the risk incidents.

Benchmarking on the *peers'* top ESG Topic Tags

Company and Ranking	Land ecosystems	Land ecosystems	Indigenous people	Wastewater management	Water management
1. Company name	●	●	●	●	●
2. Company name	●	●	●	●	●
3. Company name	●	●	●	●	●
4. Company name	●	●	●	●	●
5. Company name	●	●	●	●	●
6. Company name	●	●	●	●	●
7. Company name	●	●	●	●	●
8. Company name	●	●	●	●	●
9. Company name	●	●	●	●	●
10. Company name	●	●	●	●	●

● Low risk ● Medium risk ● High risk ● Very high risk

About RepRisk

Founded in 1998 and headquartered in Switzerland, RepRisk is a pioneer in ESG data science that leverages the combination of AI and machine learning with human intelligence to systematically analyze public information and identify material ESG risks. RepRisk's flagship product, the RepRisk ESG Risk Platform, is the world's largest and most comprehensive due diligence database on ESG and business conduct risks, with expertise in 23 languages and coverage of 250,000+ public and private companies and 80,000+ infrastructure projects. For more than a decade, the world's leading financial institutions and corporations have trusted RepRisk for due diligence and risk management across their operations, business relationships, and investments. To learn more, please visit www.reprisk.com.

Disclaimer

Copyright 2024 RepRisk AG, Stampfenbachstrasse 42, 8006 Zurich, Switzerland. All rights reserved. RepRisk AG owns all rights to its logos and trademarks used in connection with this report ("Report").

The information contained in this report is not intended to be relied upon as, or used as a substitute for, specific professional advice and in particular, financial advice. RepRisk expressly disclaims and will not accept any responsibility for loss or damages to any individual or legal entity with regard to any action or inaction related to or connected with any material in this Report. With respect to any and all the information contained in this Report ("Information"), RepRisk makes no representation or warranty of any kind, whether express or implied, with respect to the Information, the results to be obtained by the use thereof, or any other matter. RepRisk merely collects information from public sources and distributes them in the form of this Report.

RepRisk expressly disclaims, and the buyer or reader waives, any and all implied warranties, including, without limitation, warranties of originality, accuracy, completeness, merchantability, fitness for a particular purpose and warranties related to possible violations of intellectual property rights, trademark rights, or any other rights of any third party. This Report may be referenced or used for business purposes, provided the Report is referenced in its entirety and RepRisk ESG Business Intelligence www.reprisk.com is explicitly referenced as the source. RepRisk AG retains copyright and all originators' rights to the content in this Report.

© RepRisk AG